




Tomorrow's marking technology...today!

C-Series, Dot-Peen & Scribe Custom Solutions

Versatile marking system offering both **Dot-Peen** and **"Silent Scribe"** marking in the same **system**. This **ball screw drive** system comes with either stepper drives offering up to 5 characters per second, or high speed servo drives offering up to **8 characters per second**. The system controller offers the flexibility of DC start and mark complete signals, as well as serial and digital I/O communication. This system is UID/2D Square-Dot® Compatible.

Complete marking unit for integration:

- Custom C-Series Marking head
- Model 200 I-Mark Controller
 - I-Mark software for programming (details page 22)
 - Power cable, Marking head cable, Cross over cable, and LAN cable



The I-Mark-C Marking Head:

- Dot-Peen and scribe
- Air or electric pin control
- Selection of marking windows
- Marking speed selection:
 - stepper motor – 5 characters per second,
 - servo – 8 characters per second
- Ball screw drive
- Mountable in any orientation

The I-Mark Model 200 controller:

- Compact design for easy installation into production equipment.
- Communication options including remote programming over LAN, and operational controls via I/O, Modbus, Serial, Ethernet IP ect.
- Touch screen/monitor upgrade and more details page 18

Options:

- Pedestal mount
- Upgrades: database and camera integration



C-Series Dot-Peen & Scribe Custom Solutions

C-Series Dot-Peen & Scribe How to Order

To Order: Select only the symbols that represent the marker feature that is needed. Place that symbol in the sequence as shown.		
Model/Feature	Symbol	Example
I-Mark Custom	IMC	IMC-60-ST-ES-ZE
Window Size		
60 (1.6" x 2.3" or 60 x 40mm)	60	
150 (4" x 6" or 150 x 100mm)	150	
300 (8" x 12" or 300 x 200mm)	300	
500 (10" x 20" or 500 x 250mm)	500	
Speed/Drive		
SE (Servo)	SE	
ST (Stepper)	ST	
Head Style		
Electric Scribe (diamond scribe pin)	ES	
Electric Peen (carbide pin)	EP	
Air Scribe (diamond scribe pin)	AS	
Air Peen (carbide pin)	AP	
Z Axis Options		
Electric Z-40mm (for DPS60)	ZE	
Electric Z-100mm	ZEA	
Pneumatic Z-50mm	ZP	
No Z Axis Options	00	
Cable Length		
10 ft Cable	-	
25 ft Cable	25	

Features:

- Ball screw drive, offers precise dot-peen and scribe accuracy
- Marks in dot-peen or scribe mode
- Marking windows:
 - 60 = 1.6" x 2.3"
 - 150 = 4" x 6"
 - 300 = 8" x 12"
 - 500 = 10" x 20"
- Marking speed:
 - Stepper marks 5 (1/8", 3mm) characters per second
 - Servo marks 8 (1/8", 3mm) characters per second
- 10ft (3m) or 25 ft (7.6m) cable to connect marking head to controller
- Pin selections:
 - Carbide pin for peen – Marks plastic, wood and metals (up to 45 RC)
 - Diamond pin for scribe – marks harder parts and offers Square-Dot® (page 30)

Utilities:

- Electrical components require 110 VAC power, 6 ft (1.8m) electrical cord supplied
- Air power required for pneumatic dot-peen (30-75 PSI)*
 - 8mm Push-in tube fitting

*Not a requirement with electrically powered unit





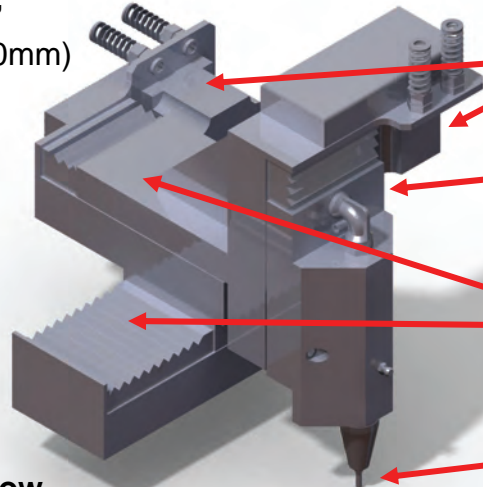
Tomorrow's marking technology...today!

C-Series Features

Illustration of IMC-60STAPZE

Envelope Dimensions –

9.5" x 9.5" x 7.5"
(240 x 240 x 190mm)



Stepper Motors – Marks up to (5) 1/8", 3mm character per second

Automatic Electric Z-Axis – able to mark on multi-level surfaces in one marking pass

Ballscrew drives – Industrial ballscrew drive for precise dot placement, protected by bellows

Pneumatic Dot-peen Head – Carbide pin provides superior marking depth

Marking Window –

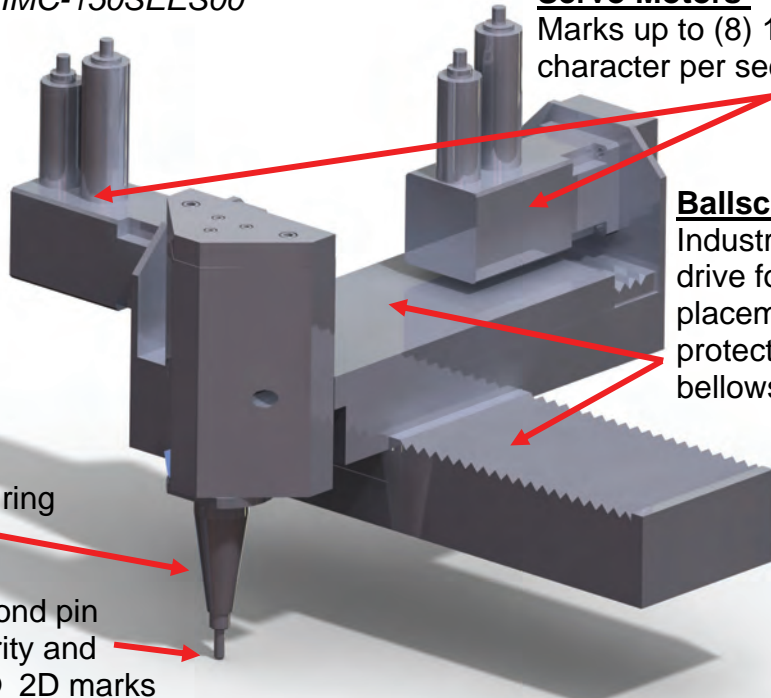
1.6" x 2.3" (60 x 40mm)



Illustration of IMC-150SEES00

Envelope Dimensions –

13.5" x 21" x 9.5"
(340 x 535 x 240mm)



Servo Motors – Marks up to (8) 1/8", 3mm character per second

Ballscrew drives – Industrial ballscrew drive for precise dot placement, protected by bellows

Marking Window –

4" x 6" (300 x 200mm)

Extended Head –

For marking applications requiring Part clearance

Electric Scribe Head – Diamond pin provides superior marking clarity and ability to provide Square-Dot® 2D marks

Visit marking-machines.net to download operation guides and additional assembly drawings.

I-Mark™ Series

CMT

Columbia
Marking
Tools

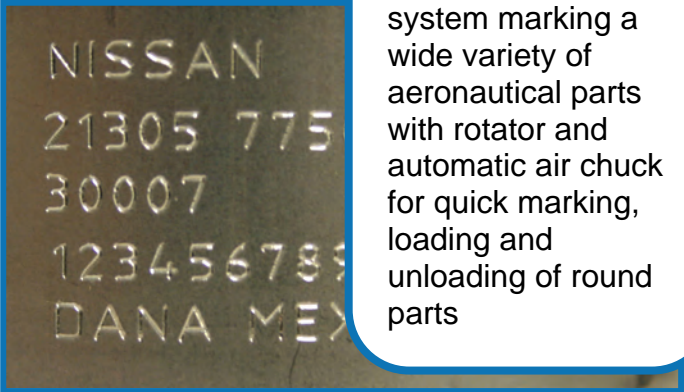
C-Series Automation



Complete turn-key IM-C station to mark brake calipers with operator card scanner and palm button cycle start





Helping you make your mark!



IM-C bench top system marking a wide variety of aeronautical parts with rotator and automatic air chuck for quick marking, loading and unloading of round parts

More custom solutions at www.columbiamt.com

IM-C complete turn-key station for marking keys



Columbia Marking Tools provides complete machine design and build services to fully integrate and install custom systems.

www.marking-machines.net